



National Marine Manufacturers Association

nmma.org

ECONOMIC SIGNIFICANCE OF RECREATIONAL BOATING IN CALIFORNIA

CONGRESSIONAL DISTRICT 24

Number of Recreational Boats*	22,932
Recreational Boating Industry Businesses	80
Total Jobs	2,100
Annual Recreational Boating-Related Spending	\$109.3 MILLION



TOTAL ANNUAL ECONOMIC IMPACT OF RECREATIONAL BOATING:



\$260.0 MILLION

RECREATIONAL BOATS IN CA-24

TOTAL BOATS* 22,932

REGISTERED BOATS	22,932
Power boats	17,622
PWCs	2,855
Sailboats	2,413
Other Boats	42

HOUSEHOLDS PER BOAT 10.8

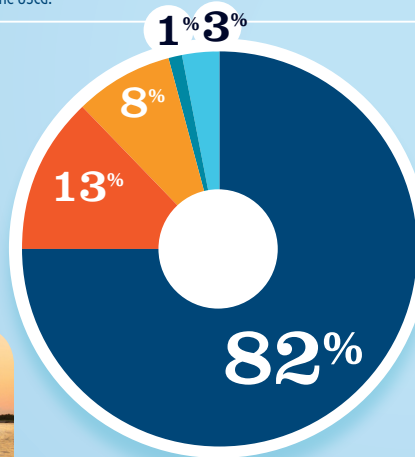


* Total boats are registered boats as reported by states to the USCG.

RECREATIONAL BOATING CREATES JOBS IN CA-24

TOTAL BOATING JOBS 268

Boat Building	9
Motor / Engine Mfgr.	3
Accessory / Supplies Mfgr.	20
Dealers / Wholesalers	34
Boat Services	202



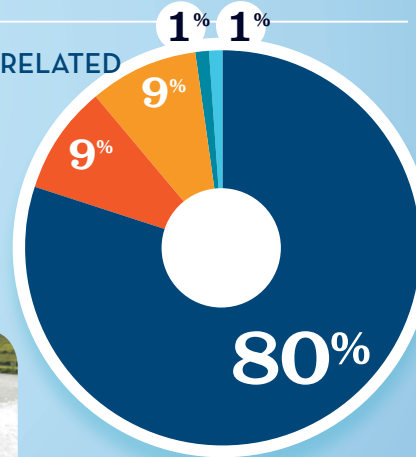
● BOAT BUILDING ● DLRS/WHOLESALERS
● MOTOR/ENG. MFGR. ● BOAT SERVICES
● ACC./SUPPLIES MFGR.



RECREATIONAL BOATING-RELATED BUSINESSES IN CA-24

TOTAL BUSINESSES 80

Boat Building	1
Motor / Engine Mfgr.	1
Accessory / Supplies Mfgr.	7
Dealers / Wholesalers	7
Boat Services	64



● BOAT BUILDING ● DLRS/WHOLESALERS
● MOTOR/ENG. MFGR. ● BOAT SERVICES
● ACC./SUPPLIES MFGR.

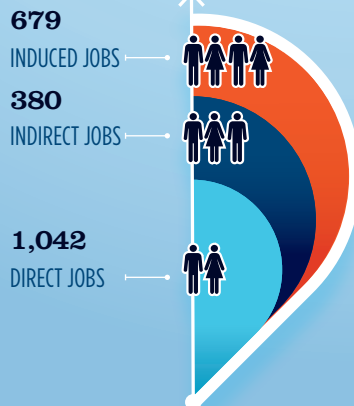


ESTIMATED JOBS IMPACT OF RECREATIONAL BOATING-RELATED SPENDING IN CA-24

EST. TOTAL JOBS 2,100

EST. TOTAL LABOR INCOME \$86.3 MILLIONS

Est. Direct Income	\$35.5
Est. Indirect Income	\$21.0
Est. Induced Income	\$29.7



RECREATIONAL BOATING INDUSTRY SALES IN CA-24

Boat Building	\$2.3 MILLION
Motor / Engine Mfgr.	\$1.8 MILLION
Accessory / Supplies Mfgr.	\$3.4 MILLION
TOTAL MFG. SALES	\$7.5
Dealers / Wholesalers	\$16.4 MILLION
Boat Services	\$45.1 MILLION
TOTAL RETAIL & SERVICES SALES	\$61.5

● BOAT BUILDING ● DLRS/WHOLESALERS
● MOTOR/ENG. MFGR. ● BOAT SERVICES
● ACC./SUPPLIES MFGR.